

17th Conference of the DGPs – Methods and Evaluation Section (FGME)

28 September – 1 October 2025

Conference Guide



Welcome Message

Dear Participants,

It is our great pleasure to welcome you to Berlin for the 17th Conference of the Methods & Evaluation Section of the German Psychological Society. We are delighted to have you with us and hope you will enjoy both the scientific exchange and the personal encounters this event provides.

Our goal is to make your stay as smooth, inspiring, and enjoyable as possible. This guide contains essential information to help you navigate the conference and the city. Should you have any questions or require assistance, please do not hesitate to contact our team at the conference or reception desk – we are here to help.

We wish you a stimulating and rewarding conference experience.

Warm regards,

Michael Eid, Steffi Pohl, Manuel Voelkle and the Conference Team

Getting to the Venue

Location:

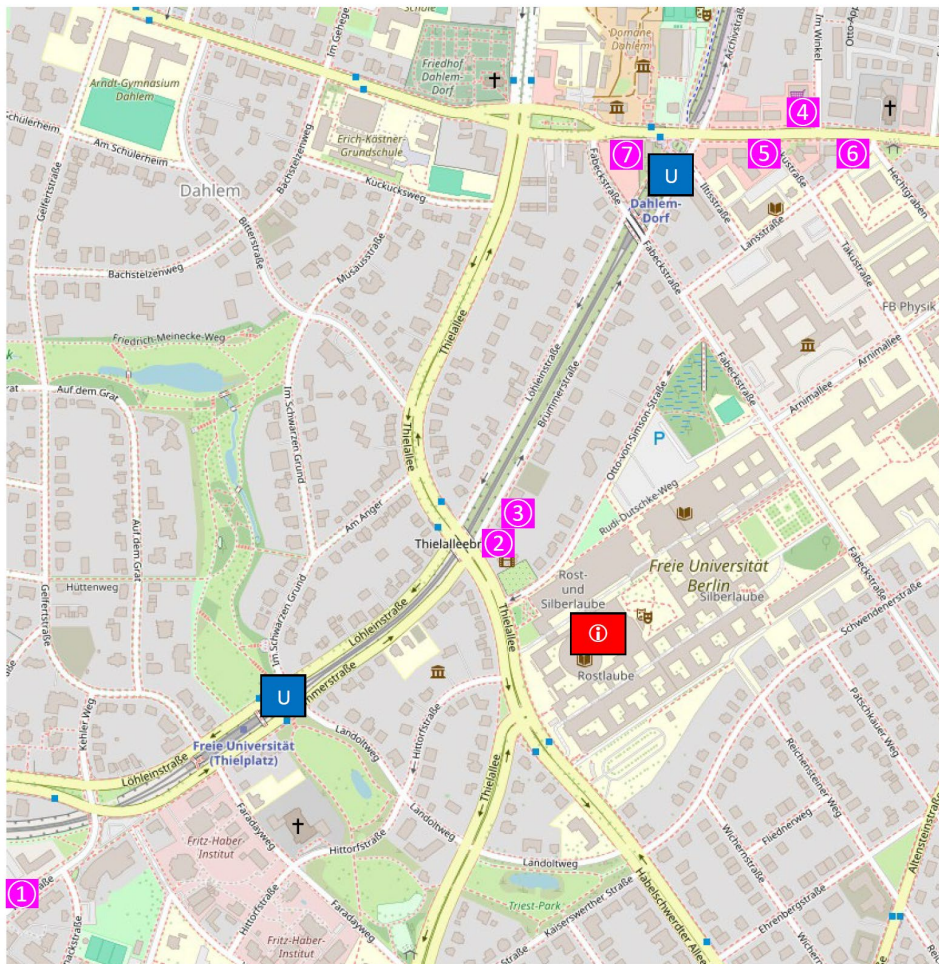
The conference will take place at the Freie Universität Berlin, Rost- und Silberlaube, Habelschwerdter Allee 45, 14195 Berlin

Public Transport:

- Subway U3 to Freie Universität (wheelchair accessible).
- Alternative stops: Dahlem Dorf (U3) or buses M11, 110, X11, X83.
- Tickets: via BVG/DB Navigator apps, at stations, or from bus drivers.

By Car:

Parking around the university or on campus (access via Fabeckstr. or Otto-von-Simson Str.).

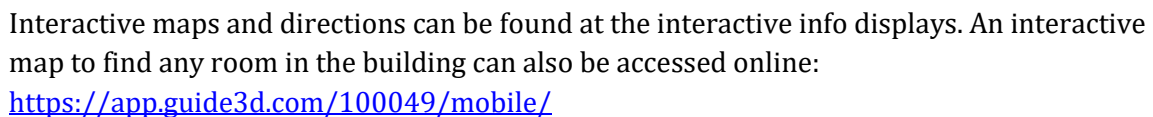


- ① Registration desk
- U Subway Stations
- P Parking

Cafés and Snacks :

- | | |
|-------------------------|----------------------|
| 1. Aux Délices Normands | 4. Bacis Coffee |
| 2. Naya Jouly | 5. Really Good Life |
| 3. Café Cross | 6. Asia-Snack Dahlem |
| | 7. Best Of Kebab |

A map of the main building is provided below. The registration desk can be found opposite the lecture halls. The main conference will take place in the lecture hall (Hörsaal 1a) and the Seminarzentrum (rooms L113, L115, and L116). Workshops will take place in different rooms within the building (Note that JK27/103, and JK27/106 are on the ground floor and K24/21, L24/27 and KL23/221 are on the first floor).



<https://app.guide3d.com/100049/mobile/>

Conference Desk

The conference desk is located opposite the main lecture hall and offers:

- Conference registration
- Information on schedules, rooms, and logistics
- Luggage storage
- Rental of games, sports equipment, and other items

Registration opens Sunday 28th at 8:30am, Monday 29th at 7:30am, Tuesday-Wednesday, 30th, & 1st at 8:30am and will remain open during the regular conference hours.

Internet

Internet Access	Eduroam or Conference Wi-Fi: SSID: conference Password: her5r5jh
------------------------	--

Information for Presenters and Session Chairs

To ensure smooth sessions and presentations, please note the following guidelines:

Program & rooms: Please check the **conference program** (<https://www.conftool.net/fgme2025/sessions.php>) to find your session, room, and (if applicable) poster number.

Presentations: Bring your slides on a USB stick and upload them to the computer in your session room **at least 10 minutes before** the start of the session.

Posters: Posters are numbered as shown in the program. Please place yours on the wall stand (Posterständler) according to your assigned number.

Session chairs: Each session has an assigned chair (see program) who is responsible for keeping time. To help manage presentations, you will find 3-min, 1-min, and 0-min cards in each room. Chairs are asked to ensure fair time distribution and leave room for audience questions.

Timing & testing: Presenters are asked to be punctual and to test their presentations in advance. Each room is equipped with a notebook (with PowerPoint and a PDF reader). You are encouraged to use these, but if you prefer your own laptop, please bring the necessary adapters and check the setup ahead of time. All breaks can be used for testing equipment.

Eating & Drinking

Official Coffee Breaks

Coffee, tea, soft drinks, and snacks will be available during official coffee breaks in front of the lecture hall, near the registration desk.

Outside Official Coffee Breaks

Lunch, snacks, or coffee outside the official coffee breaks are at your own expenses. There are several places on or nearby the campus (also see maps for location).

	Directions	Further information
On Campus		
Mensa (University Cafeteria)	close to the conference rooms	Fresh meals, pasta, bakery. Payment via mensa card only (provided at registration)
Coffee Bar	Silberlaube, opposite Mensa	Coffee and snacks
*Café Kauderwelsch	L25 ground floor	international student café with courtyard
PI Café	K23 second floor	student café for snacks and coffee with rooftop terrace
Nearby Campus		
*Café Cross	Thielallee 34	Espresso bar & deli (coffee, cakes, sandwiches)
*Naya Jouly	Thielallee 34	Levantine street food (falafel, shawarma, hummus)
*Aux Délices Normands	Ihnestraße 29	French bakery & crêperie
*Bacis Coffee	Königin-Luise-Str. 39	Coffee, bagels, pastries, soup
*Really Good Life	Königin-Luise-Straße 44	Burgers and smoothies
*Asia-Snack Dahlem	Königin-Luise-Straße 38	Quick Asian takeaway
*Best Of Kebab	Königin-Luise-Straße 48a	Classic döner

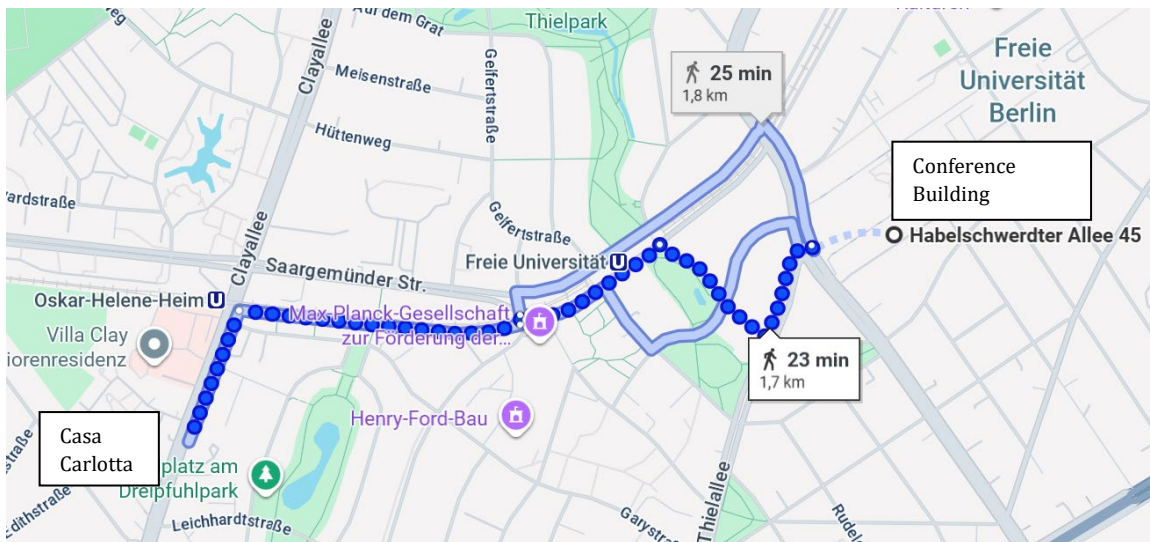
(* open on Sundays)

Social Program

Sport and chilling at Tempelhofer Feld	Sunday, 28 September 2025, 6pm Location: Tempelhofer Feld, close to Luftschloss (S Tempelhof) Informal meeting in the park with the option to play soccer, frisbee, Viking Chess, or to just chill on the gras and have a drink at the bar. Drinks and snacks are at own expenses. Note: This event will only take place if weather allows. Further information will be given some days before.
Welcome Reception	Monday, 29 September 2025, 6 pm Location: Theaterhof (or 2nd floor in case of rain) Drinks & snacks, free for all participants.
JuMi Get Together	Monday, 29 September 2025, 8 pm JuMi-Meeting after the conference reception at restaurant Luise, Königin-Luise-Straße 40 – 42, 14195 Berlin
Conference Dinner	Tuesday, 30 September 2025, 7 pm Location: Casa Carlotta, Clayallee 222, 14195 Berlin Separate booking required at a price of 68 EUR per person including all non-alcoholic drinks.
Entertainment during Breaks	Monday to Wednesday during Conference Hours Games (e.g., Viking Chess), sports equipment (soccer, badminton, frisbee), and more can be borrowed at the reception desk and enjoyed outdoors.

Directions to the Conference Dinner:

It takes 1.7 km and about 23 minutes to walk to Casa Carlotta. It is also possible to take the U3 from Freie Universität to Oskar-Helene Heim (1 station) instead.



Amenities & Practical Information

Restrooms	On every corridor; largest in basement opposite Mensa
Quiet Courtyards	Available throughout campus for relaxation
Emergency Contacts	<ul style="list-style-type: none">• EU Emergency: 112• Hospital: Charité – Campus Benjamin Franklin, Hindenburgdamm 30, 12203 Berlin• Pharmacy: Apotheke Dahlem Dorf, Königin-Luise-Str. 38, 14195 Berlin

Photo/Video Notice

During the conference, photos and videos may be taken for documentation and non-commercial purposes (e.g., internal reports, academic communication).

If you do not wish to appear in such photos or videos, please inform us in advance by contacting us at: fgme-berlin-2025@psychologie.fu-berlin.de.

Thank you for your understanding.

Eating Lunch with mensr:: CHEAT SHEET

Tutorial for Your Lunch at the Canteen

Menu



Try out our canteen!

The canteen at the venue ("Mensa") offers a wide range of food and drinks.

During weekdays, lunch is served between 11:00 am and 2:30 pm.
However, some snacks are usually still available until 5:00 pm.

There are some other options near the conference venue, but not many.

Bring cash to use your MensaCard!

At the canteen, you can only pay using a special MensaCard that you will receive at the conference registration desk.

You need cash to top up your MensaCard (the cashless alternative involves a subscription and a complex registration process).

There is an ATM just in front of the canteen.

Top up your MensaCard before lunch hours to avoid long queues.

To top up, **first insert** a banknote into one of the top-up machines, **then present** your MensaCard to the machine and **then wait** until the progress bar has disappeared and your new credit is shown.

Consider writing down the number of your MensaCard. If you lose it, the canteen team will need this number to secure the credit left.

Enjoy your meal!

The menu can be found here:

Allergens are shown as numbers on the menu screens. Complete allergen lists are provided on some of the pillars in the canteen.

As a guest, you pay the **third price category** shown on the menu screens.

You pay separately for **every other side dish** you take: Eating one single grain of rice and one piece of carrot costs more than a 3D normal distribution made from mashed potatoes covering your entire plate...

At the end of the conference...

Insert your MensaCard into a special vending machine next to the exit ("Gastkartenautomat") to get back any remaining money.

Otherwise, please **give back your MensaCard** at the registration desk.

Help & FAQ

If you need help, do not hesitate to ask us!

FAQ

